

01

BLOOD COLLECTION SYSTEM

	Page
◎ Vacuum Blood Collection Tube	01-07
◎ Venous Blood Collection Needle	07-08
◎ Blood Collection Accessories	08
◎ Correct Method of Vacuum Blood Tube	09
◎ Non-Vacuum Blood Collection Tube	11
◎ Micro Blood Collection Tube	11-12
◎ Lancet	12
◎ Safety Containers	13
◎ Cryogenic Storage Box for Vacuum Tubes	14

KANGJIAN Medical Apparatus CO.
NO.16 Zhangqian Road • Jiangyan Taizhou
• Jiangsu Province • China

Customer service, sales and technical support
Phone: +86 523 82282698 • +86 523 88857012
Fax: +86 523 88665588 • +86 523 88857712
E-mail: export@china-kangjian.com

Vacuum Blood Collection Tube

Product Advantage

◎ KANG JIAN Medical supplies a high quality product to reduce the variation of blood samples before analysis and error for the clinic labs, We have passed ISO13485, ISO9001 and have already got the CE certificate for the blood collection tubes, We have strict procedural management for the process from purchasing of raw material to the sales of product.

- ◎ Full automatic production line, After-labeling process, Image detection to keep reliable quality.
- ◎ Good compatibility makes it fit different biochemical analyzer, immunity analyzer and blood analyzer.
- ◎ Full range of tubes available, Ø13×75mm, Ø13×100mm, Ø16×100mm, Ø9×120mm tubes available.
- ◎ In the clinic test of human venous blood samples, we divide the tubes to be serum blood tubes, Plasma blood tubes and whole blood tubes based on different test.
- ◎ We can customize specialized collection volume, labels and altitude based on detailed requirements
- ◎ We can supply specialized training and technique support for the distributors and final customers.

Safety cap

- ◆ Selection of high quality synthetic butyl rubber stopper, very suitable for automatic analyzer puncture sampling, its air tightness, puncture force is small, very few drops not plug the hole, and pin the needle.
- ◆ Special rubber plug configuration, to reduce the wear of the puncture needle, Puncture needle life is more than twice the use of ordinary rubber stopper.
- ◆ Patented design, butyl rubber stopper and safety cap with close, does not occur flip, separation phenomenon, open, coats easy and pleasant.
- ◆ Suitable for all kinds of off-hat centrifuge and decapper.
- ◆ Head cap colors meet internationally accepted standards.

High quality tube

- ◆ The use of high-quality PET material, stable nature, and have good air tightness.
- ◆ PET tube inner wall using the United States imported reagent silicification treatment, the surface is extremely smooth, to avoid cell wall.
- ◆ The inner wall uses a biomimetic membrane treatment technology to provide a comprehensive and detailed protection program for blood cells.

High efficiency

- ◆ Selection of Japan's SEKISUI production of coagulants and serum separation Gel, so that the blood samples more original, test results more accurate.
- ◆ Use high-quality inert separation gel, no interference of the blood of physical and chemistry performance.
- ◆ Get clear, transparent and clean serum specimens after fast centrifugation.
- ◆ High temperature (45 °C) and easy to freeze storage, with a stable nature, after centrifugation rarely appear "oil droplets" phenomenon.
- ◆ Could be Gamma sterilized.

High quality additives

- ◆ Use high-quality international renowned brand additive, import Swiss precision spray equipment, the medical industry leader.
- ◆ The variety of additives is complete, the variety of forms, the main use of spray drying technology, so that the anticoagulant effect of uniform, mild, thorough.
- ◆ Set the vacuum accurately, to ensure that the proportion of blood samples and additives accurate.

Customize the label

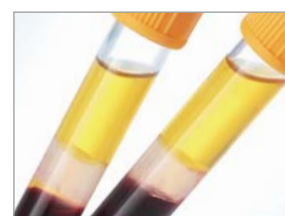
- ◆ Depending on the customer's requirements, different materials and labels with specific identification can be customized. Prefabricated bar code easy to identify, more wearable.
- ◆ Tailable label tubing and bar code label tubes are prefixed with custom labels.



Safety Cover



High Quality Tube



High Efficiency Gel



High Quality Additives



Customize Label

Classification of Vacuum Tubes

- ◆ In the clinical experiment from the venous blood samples, the blood collection tubes divided into Serum blood tubes, plasma blood tubes and whole blood tubes according to different request of the blood specimen.
- ◆ Serum blood tubes: no additive (red cap), clot activator (orange cap), Separation gel (yellow cap).
- ◆ Plasma blood tubes: PT tube (blue cap), Heparin tube (green cap), Oxalate tube (grey cap), Nucleic acid detection tube (pink cap).
- ◆ Whole blood tubes: Blood routine tube (purple cap), ESR tube (black cap) and Dynamic blood sedimentation tube (black cap).



Vacuum Blood Collection Tube

1. Gel & Clot Activator Tube

Gel and clot activator tube is used for blood serum biochemistry, immunology and drug testing, etc. There uniformly sprays the coagulant on the surface inside the tube, which will greatly shorten the clotting time. As the imported separation gel from Japan is pure substance, very stable in physicochemical property, it can well stand high-temperature so that the gel will maintain a stable status during the storage and transportation process. The gel will get solidified after centrifugation and completely separate serum from fibrin cells just like a barrier, which effectively prevents the substance exchange between blood serum and cells. Serum collection efficiency is improved and high-quality serum will be obtained, thus it comes to more authentic testing result. Keep the serum stable for more than 48 hours, no obvious change will happen on its biochemical features and chemical compositions, then the tube could be directly used in sampling analyzers.

- ◆ Time for complete clot retraction: 20-25min
- ◆ Centrifugation speed: 3500-4000r/m
- ◆ Centrifugation time: 5min
- ◆ Recommended storage temperature: 4-25 C

REF	Original REF.	Tube Specification	Nominal Volume	Additive	MAT Tube Material	Qty/Cs
0101-0311	KJ030AS	Ø13×75mm	3ml	Gel & Clot Activator	Glass	100PCS×18
0101-0312					PET	100PCS×18
0101-0411	KJ040AS	Ø13×75mm	4ml	Gel & Clot Activator	Glass	100PCS×18
0101-0412					PET	100PCS×18
0101-0521	KJ0501AS	Ø13×100mm	5ml	Gel & Clot Activator	Glass	100PCS×12
0101-0522					PET	100PCS×18
0101-0621	KJ0601AS	Ø13×100mm	6ml	Gel & Clot Activator	Glass	100PCS×12
0101-0622					PET	100PCS×18
0101-0731	KJ0701AS	Ø16×100mm	7ml	Gel & Clot Activator	Glass	100PCS×12
0101-0732					PET	100PCS×12
0101-0831	KJ0801AS	Ø16×100mm	8ml	Gel & Clot Activator	Glass	100PCS×12
0101-0832					PET	100PCS×12
0101-0931	KJ0901AS	Ø16×100mm	9ml	Gel & Clot Activator	Glass	100PCS×12
0101-0932					PET	100PCS×12



2. No Additive Tube

No additive tube is used in blood collection and storage for biochemistry, immunology, serology, test of various kinds of virus and microelement in medical inspection. With special treatment on the inner surface, it's extremely smooth for normal activity of thrombocyte and unhindered clotting, which prevents hemolysis or adhesion of blood corpuscle or fibrin to the inner surface. It can provide enough pollution-free serum samples for clinical test, and maintain the normal compositions of serum for a long time. Moreover, it's helpful to serum reinspection with good repeatability.

- ◆ Time for complete clot retraction: 1.5-2h
- ◆ Centrifugation speed: 3500-4000r/m
- ◆ Centrifugation time: 5min
- ◆ Recommended storage temperature: 4-25 C



REF	Original REF.	Tube Specification	Nominal Volume	Additive	MAT Tube Material	Qty/Cs
0104-0311	KJ030A	Ø13×75mm	3ml	No Additive	Glass	100PCS×18
0104-0312					PET	100PCS×18
0104-0411	KJ040A	Ø13×75mm	4ml	No Additive	Glass	100PCS×18
0104-0412					PET	100PCS×18
0104-0511	KJ050A	Ø13×75mm	5ml	No Additive	Glass	100PCS×18
0104-0512					PET	100PCS×18
0104-0521	KJ0501A	Ø13×100mm	5ml	No Additive	Glass	100PCS×12
0104-0522					PET	100PCS×18
0104-0621	KJ0601A	Ø13×100mm	6ml	No Additive	Glass	100PCS×12
0104-0622					PET	100PCS×18
0104-0721	KJ0701A	Ø13×100mm	7ml	No Additive	Glass	100PCS×12
0104-0722					PET	100PCS×18
0104-0831	KJ0801A	Ø16×100mm	8ml	No Additive	Glass	100PCS×12
0104-0832					PET	100PCS×12
0104-0931	KJ0901A	Ø16×100mm	9ml	No Additive	Glass	100PCS×12
0104-0932					PET	100PCS×12
0104-1031	KJ1002A	Ø16×100mm	10ml	No Additive	Glass	100PCS×12
0104-1032					PET	100PCS×12

Vacuum Blood Collection Tube

3. Clot Activator Tube

Clot activator tube is used in the blood collection for biochemistry and immunology in medical inspection. It is suitable for wide range of operating temperature. With special treatment, the tube inner surface is very smooth where high-quality coagulant sprays uniformly. The blood sample will completely contact with coagulant and clot within 5-8min. High-quality serum thus is obtained by later centrifugation, free from the cracking of blood corpuscle, hemolysis, separation of fibrin protein, etc. Hence the serum can meet the requirements of fast clinic and emergency serum test.

- ◆ Time for complete clot retraction: 20-25min
- ◆ Centrifugation speed: 3500-4000r/m
- ◆ Centrifugation time: 5min
- ◆ Recommended storage temperature: 4-25 °C

REF	Original REF.	Tube Specification	Nominal Volume	Additive	MAT Tube Material	Qty/Cs
0105-0311					Glass	100PCS×18
0105-0312	KJ030Z	Ø13×75mm	3ml	Clot Activator	PET	100PCS×18
0105-0411					Glass	100PCS×18
0105-0412	KJ040Z	Ø13×75mm	4ml	Clot Activator	PET	100PCS×18
0105-0511					Glass	100PCS×18
0105-0512	KJ050Z	Ø13×75mm	5ml	Clot Activator	PET	100PCS×18
0105-0521					Glass	100PCS×12
0105-0522	KJ0501Z	Ø13×100mm	5ml	Clot Activator	PET	100PCS×18
0105-0621					Glass	100PCS×12
0105-0622	KJ0601Z	Ø13×100mm	6ml	Clot Activator	PET	100PCS×18
0105-0721					Glass	100PCS×12
0105-0722	KJ0701Z	Ø13×100mm	7ml	Clot Activator	PET	100PCS×18
0105-0831					Glass	100PCS×12
0105-0832	KJ0801Z	Ø16×100mm	8ml	Clot Activator	PET	100PCS×12
0105-0931					Glass	100PCS×12
0105-0932	KJ0901Z	Ø16×100mm	9ml	Clot Activator	PET	100PCS×12
0105-1031					Glass	100PCS×12
0105-1032	KJ1002Z	Ø16×100mm	10ml	Clot Activator	PET	100PCS×12



4. Heparin Tube

Heparin tube is used in blood collection for the test of clinical plasma, emergency biochemistry and blood rheology, etc. With little interference on blood compositions and no influence upon the erythrocyte size, it won't cause hemolysis. Besides, it has the features of quick plasma separation and wide range of operating temperature as well as high compatibility with serum index. The anticoagulant heparin activates fibrinolysin, while restraining the thromboplastin, and then achieves the dynamic balance between fibrinogen and fibrin, free of fibrin thread in the inspection process. Most of the plasma indexes can be repeated within 6 hours. Lithium heparin not only has the features of sodium heparin, but also can be used in hemimicroelements test with no effect on sodium ion. To meet various need of clinical laboratory, KANGJIAN can add plasma separation gel for making high-quality plasma.

- ◆ Centrifugation speed: 3500-4000 r/m
- ◆ Centrifugation time: 3min
- ◆ Recommended storage temperature: 4-25 °C

REF	Original REF.	Tube Specification	Nominal Volume	Additive	MAT Tube Material	Qty/Cs
0106-0311					Glass	100PCS×18
0106-0312	KJ030SH	Ø13×75mm	3ml	Sodium Heparin	PET	100PCS×18
0106-0411					Glass	100PCS×18
0106-0412	KJ040SH	Ø13×75mm	4ml	Sodium Heparin	PET	100PCS×18
0106-0511					Glass	100PCS×18
0106-0512	KJ050SH	Ø13×75mm	5ml	Sodium Heparin	PET	100PCS×18
0106-0721					Glass	100PCS×12
0106-0722	KJ0701SH	Ø13×100mm	7ml	Sodium Heparin	PET	100PCS×18
0106-1031					Glass	100PCS×12
0106-1032	KJ1002SH	Ø16×100mm	10ml	Sodium Heparin	PET	100PCS×12
0107-0211					Glass	100PCS×18
0107-0212	KJ020LH	Ø13×75mm	2ml	Lithium Heparin	PET	100PCS×18
0107-0311					Glass	100PCS×18
0107-0312	KJ030LH	Ø13×75mm	3ml	Lithium Heparin	PET	100PCS×18
0107-0411					Glass	100PCS×18
0107-0412	KJ040LH	Ø13×75mm	4ml	Lithium Heparin	PET	100PCS×18
0107-0511					Glass	100PCS×18
0107-0512	KJ050LH	Ø13×75mm	5ml	Lithium Heparin	PET	100PCS×18
0107-0721					Glass	100PCS×12
0107-0722	KJ0701LH	Ø13×100mm	7ml	Lithium Heparin	PET	100PCS×18
0107-1031					Glass	100PCS×12
0107-1032	KJ1002LH	Ø16×100mm	10ml	Lithium Heparin	PET	100PCS×12



Vacuum Blood Collection Tube

5. PT Tube

PT tube is used for blood coagulation test and applicable to fibrinolytic system(PT,TT, APTT and fibrinogen, etc.). The mixing ratio is 1 part citrate to 9 parts blood. Accurate ratio can guarantee effectiveness of the testing result and avoid misdiagnosis. As the sodium citrate has very little toxicity, it is also used for blood storage. Do draw sufficient blood volume to ensure accurate testing result. PT tube with double-deck is with little dead space, Which can be used to monitor the test of vWF, F VIII , platelet functions, Heparin therapy.



Double-deck



REF	Original REF.	Tube Specification	Nominal Volume	Additive	Tube Material	Qty/Cs
0109-0211	KJ018NC	Ø13×75mm	2ml	3.2% Sodium Citrate	Glass	100PCS×18
0109-0212	KJ018NC	Ø13×75mm	2ml	3.2% Sodium Citrate	PET	100PCS×18
0109-0311	KJ027NC	Ø13×75mm	3ml	3.2% Sodium Citrate	Glass	100PCS×18
0109-0312	KJ027NC	Ø13×75mm	3ml	3.2% Sodium Citrate	PET	100PCS×18
0109-0411	KJ036NC	Ø13×75mm	4ml	3.2% Sodium Citrate	Glass	100PCS×18
0109-0412	KJ036NC	Ø13×75mm	4ml	3.2% Sodium Citrate	PET	100PCS×18
0109-0511	KJ045NC	Ø13×75mm	5ml	3.2% Sodium Citrate	Glass	100PCS×18
0109-0512	KJ045NC	Ø13×75mm	5ml	3.2% Sodium Citrate	PET	100PCS×18
0109-0212D	KJ018NCD	Ø13×75mm [Double-deck]	2ml	3.2% Sodium Citrate	PET	100PCS×18
0109-0312D	KJ027NCD	Ø13×75mm [Double-deck]	3ml	3.2% Sodium Citrate	PET	100PCS×18

6. Glucose Tube

Glucose tube is used in blood collection for the test such as blood sugar, sugar tolerance, erythrocyte electrophoresis, anti-alkali hemoglobin and lactate. The added Sodium Fluoride effectively prevents metabolism of blood sugar and Sodium Heparin successfully solves the hemolysis. Thus, the original status of blood will last for long time and guarantee stable testing data of blood sugar within 72 hours. Optional additive is Sodium Fluoride+Sodium Heparin, Sodium Fluoride+ EDTA.K₂, Sodium Fluoride+EDTA.Na₂.

- ◆ Centrifugation speed: 3500-4000 r/m
- ◆ Centrifugation time: 5min
- ◆ Recommended storage temperature: 4-25 ℃

REF	Original REF.	Tube Specification	Nominal Volume	Additive	Tube Material	Qty/Cs
0108-0211	KJ020FX	Ø13×75mm	2ml	Sodium Fluoride	Glass	100PCS×18
0108-0212	KJ020FX	Ø13×75mm	2ml	Sodium Fluoride + Heparin	PET	100PCS×18
0108-0311	KJ030FX	Ø13×75mm	3ml	Sodium Fluoride	Glass	100PCS×18
0108-0312	KJ030FX	Ø13×75mm	3ml	Sodium Fluoride + Heparin	PET	100PCS×18
0108-0411	KJ040FX	Ø13×75mm	4ml	Sodium Fluoride	Glass	100PCS×18
0108-0412	KJ040FX	Ø13×75mm	4ml	Sodium Fluoride + Heparin	PET	100PCS×18
0108-0511	KJ050FX	Ø13×75mm	5ml	Sodium Fluoride	Glass	100PCS×18
0108-0512	KJ050FX	Ø13×75mm	5ml	Sodium Fluoride + Heparin	PET	100PCS×18
0108-0521	KJ0501FX	Ø13×100mm	5ml	Sodium Fluoride	Glass	100PCS×12
0108-0522	KJ0501FX	Ø13×100mm	5ml	Sodium Fluoride + Heparin	PET	100PCS×18
0108-0621	KJ0601FX	Ø13×100mm	6ml	Sodium Fluoride	Glass	100PCS×12
0108-0622	KJ0601FX	Ø13×100mm	6ml	Sodium Fluoride + Heparin	PET	100PCS×18



7. DNA Tube

Unique newly developed protective agent is non-toxic. It can fix the blood cells, restrain DNase outside the cells, Prevent the genome DNA release. Protect the dissociative DNA to be degraded. It can supply better solution for researching and applying of the dissociative Plasma DNA. It can be applied for Noninvasive screening of fetal birth defects(Noninvasive Down syndrome detection), tumour finding and research, The progress of tumour treatment and curative effect assessment. Molecular diagnostic and inspection of acute disease. Clinical Drug development and testing. The dissociative DNA can be stored at temperature of at least 14 days. Which makes sample collection, transportation and storage more convenient.

REF	Original REF.	Tube Specification	Nominal Volume	Additive	Tube Material	Qty/Cs
0112-0523	KJ0501DNA	Ø13×100mm	5ml	Dedicated protective agent	Glass	100PCS×18
0112-1033	KJ1002DNA	Ø16×100mm	10ml	+ EDTA	Glass	100PCS×12



Vacuum Blood Collection Tube

8. EDTA Tube

EDTA tube is widely used in clinical haematology, cross matching, blood grouping as well as various kinds of blood cell test instruments. It offers a comprehensive protection for blood cell, especially for protecting the blood platelet, so that it can effectively stop the gathering of blood platelet and makes the form and volume of blood cell uninfluenced within a long time. Excellent outfits with super-minute technique can spray additive uniformly on the inner surface of the tube, thus blood specimen can completely mix with the additive. EDTA anticoagulant plasma is used for biological assay of pathogenic microorganism, parasite and bacterial molecule, etc.



REF	Original REF.	Tube Specification	Nominal Volume	Additive	Tube Material	Qty/Cs
0102-0111					Glass	100PCS×18
0102-0112	KJ010K2E	Ø13×75mm	1ml	EDTA.K2	PET	100PCS×18
0102-0211					Glass	100PCS×18
0102-0212	KJ020K2E	Ø13×75mm	2ml	EDTA.K2	PET	100PCS×18
0102-0311					Glass	100PCS×18
0102-0312	KJ030K2E	Ø13×75mm	3ml	EDTA.K2	PET	100PCS×18
0102-0411					Glass	100PCS×18
0102-0412	KJ040K2E	Ø13×75mm	4ml	EDTA.K2	PET	100PCS×18
0102-0511					Glass	100PCS×18
0102-0512	KJ050K2E	Ø13×75mm	5ml	EDTA.K2	PET	100PCS×18
0102-0521					Glass	100PCS×12
0102-0522	KJ0501K2E	Ø13×100mm	5ml	EDTA.K2	PET	100PCS×18
0102-0621					Glass	100PCS×12
0102-0622	KJ0601K2E	Ø13×100mm	6ml	EDTA.K2	PET	100PCS×18
0102-0721					Glass	100PCS×12
0102-0722	KJ0701K2E	Ø13×100mm	7ml	EDTA.K2	PET	100PCS×18
0102-1031					Glass	100PCS×12
0102-1032	KJ1002K2E	Ø16×100mm	10ml	EDTA.K2	PET	100PCS×12
0103-0111					Glass	100PCS×18
0103-0112	KJ010K3E	Ø13×75mm	1ml	EDTA.K3	PET	100PCS×18
0103-0211					Glass	100PCS×18
0103-0212	KJ020K3E	Ø13×75mm	2ml	EDTA.K3	PET	100PCS×18
0103-0311					Glass	100PCS×18
0103-0312	KJ030K3E	Ø13×75mm	3ml	EDTA.K3	PET	100PCS×18
0103-0411					Glass	100PCS×18
0103-0412	KJ040K3E	Ø13×75mm	4ml	EDTA.K3	PET	100PCS×18
0103-0511					Glass	100PCS×18
0103-0512	KJ050K3E	Ø13×75mm	5ml	EDTA.K3	PET	100PCS×18
0103-0521					Glass	100PCS×12
0103-0522	KJ0501K3E	Ø13×100mm	5ml	EDTA.K3	PET	100PCS×18
0103-0621					Glass	100PCS×12
0103-0622	KJ0601K3E	Ø13×100mm	6ml	EDTA.K3	PET	100PCS×18
0103-0721					Glass	100PCS×12
0103-0722	KJ0701K3E	Ø13×100mm	7ml	EDTA.K3	PET	100PCS×18
0103-1031					Glass	100PCS×12
0103-1032	KJ1002K3E	Ø16×100mm	10ml	EDTA.K3	PET	100PCS×12
0117-0211					Glass	100PCS×18
0117-0212	KJ020N2E	Ø13×75mm	2ml	EDTA.Na2	PET	100PCS×18
0117-0521					Glass	100PCS×12
0117-0522	KJ0501N2E	Ø13×100mm	5ml	EDTA.Na2	PET	100PCS×18

Vacuum Blood Collection Tube

9. PPT Tube

NAT tube is widely used in collection, transportation and storage of venous blood samples and sample treatment before analysis. Mainly used for inspection of nucleic acid amplification (Incl DNA of HBV, RNA of HCV, HIV) in clinics. The additive of this tube is: EDTA.K2+Gel separator, sterilized by Gamma radiation to ensure no DNase, RNase or Pyrogen. EDTA.K2 won't affect the activity of Taq enzyme in nucleic acid test, gel separator can eliminate the interference by hemoglobin of erythrocyte in the test of nucleic acid inspection. Samples after separation can be stored at -70 °C.

REF	Original REF.	Tube Specification	Nominal Volume	Additive	MAT Tube Material	Qty/Cs
0111-0312	KJ030GK	Ø13×75mm	3ml	Gel+EDTA.K2	PET	100PCS×18
0111-0522	KJ0501GK	Ø13×100mm	5ml	Gel+EDTA.K2	PET	100PCS×18
0111-0622	KJ0601GK	Ø13×100mm	6ml	Gel+EDTA.K2	PET	100PCS×18
0111-1032	KJ1002GK	Ø16×100mm	10ml	Gel+EDTA.K2	PET	100PCS×12



10. ESR Tube

- ◆ Ø13×75mm ESR Tube is specially used in blood collection and anticoagulation for Automated Erythrocyte Sedimentation Rate Analyzers sedimentation rate test with the mixing ratio of 1 part sodium citrate to 4 parts blood, by Westergren method.
- ◆ Ø8×120mm ESR Tube is applicable to various Automated Erythrocyte Sedimentation Rate Analyzers. Due to little volume and negative pressure inside the tube, it needs some time for blood collection. Do patiently wait until blood stops flowing into the tube. Then completely mix the anticoagulation and additive by turning the tube upside down for 6-8 times. Inappropriate mixing will cause hemolysis, coagulation or blood bubble and influence the test result.

REF	Original REF.	Tube Specification	Nominal Volume	Additive	MAT Tube Material	Qty/Cs
0110-1241	KJ0128NC	Ø8×120mm	1.6ml	3.8% Sodium Citrate	Glass	100PCS×18
0110-0211	KJ016NC	Ø13×75mm	2ml	3.8% Sodium Citrate	Glass	100PCS×18
0110-0212	KJ016NC	Ø13×75mm	2ml	3.8% Sodium Citrate	PET	100PCS×18
0110-0311	KJ024NC	Ø13×75mm	3ml	3.8% Sodium Citrate	Glass	100PCS×18
0110-0312	KJ024NC	Ø13×75mm	3ml	3.8% Sodium Citrate	PET	100PCS×18



11. ESR Fast Detector

● Main Features

- ◆ Better compatibility compared with Westergren method.
- ◆ A safe, reliable and airtight operation during the whole process from blood collection to test, free of biological contamination.
- ◆ Designed with spirit level of patent technology, which ensures the detector horizontal and acclinic.
- ◆ 10 channels, synchronous operation allowed.
- ◆ Only 30 minutes needed for reading, easy and fast.
- ◆ Stainless steel soleplate with silicagel cushion on, which will avoid any noise or breakage when the ESR tube being placed.

● How to Use


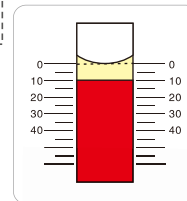
- ◆ Carry out the venous blood collection according to standard requirements with Ø8×120mm ESR vacuum tube.
- ◆ Immediately invert the tube at 180 degrees for 6-8 times to achieve thorough mixing, which will avoid hemolysis, clotting or blood bubble.
- ◆ At the room temperature of around 20 °C, vertically place the ESR tube containing blood sample onto the detector, note down the starting time and relevant numbers. Keep the detector still for 30 minutes and then read the millimeter of erythrocyte sedimentation.
- ◆ Detailed reading method: Keep it stable for 30min, align the plasma concave in ESR tubes to the zero scale of the detector. Then, read the data by aligning the upper surface of erythrocyte to the scale on the detector. (See as the schematic diagram)

● Notice

- ◆ Before operation, the ESR fast detector should be put on a steady platform and adjusted to be horizontal with knobs below the soleplate.
- ◆ The ESR tubes should be kept vertical during the whole sedimentation process, angle of inclination should not be more than 3°. Orelse, the testing result will be of large deviation.
- ◆ Keep the room temperature at 20±5 °C, sedimentation time 30±2min.

REF	Original REF.	Specification	Qty/Cs	i
179-0013	KJ828	10-Position	20	ESR Fast Detector

Vacuum Blood Collection Tube



12. ESR System

REF	Original REF.	Specification	Qty/Cs	
179-0014	KJ822	10-Position	20	ESR Rack
179-2300	KJ823	230mm	2000	ESR Tube

Venous Blood Collection Needle

◆ According to connection type, The disposable venous blood collection needle can be classified to Pen-type and Standard collection set.

◆ Made by Medical grade high polymer material, Sterilized by E.O, Non-toxic, aseptic and Non-Pyrogen.

◆ According to the gauge, needles can be divided into various specification 0.55-1.2mm, 18-25G.

KANGJIAN Blood collection set consists of rubber sleeve, rubber stopper puncture needle, luer connector, soft tube, needle hub, venipuncture needle, venipuncture needle cap and other components.

◆ Please check the tip of the venipuncture needle before use, do not use if there are defects such as barbs, burrs, deformation, etc.

◆ Both pen-type blood collection needles and standard Blood collection set can be used with needle holders.



Colour	Orange ●	Purple ●	Blue ●	Black ●	Green ●	Yellow ●	Cream ●	Pink ●
Needle Spec. (mm)	0.5×20 (25G)	0.55×20 (24G)	0.6×25 (23G)	0.7×25 (22G)	0.8×27 (21G)	0.9×28 (20G)	1.1×28 (19G)	1.2×28 (18G)

Venous Blood Collection Needle



0201-11226



0201-12226

Detachable adapter



0201-21226

Safety lock protection

REF	Spec.	Qty/Pk	Qty/Cs	
0201-11226	22G Single-wing	100	5000	Non-detachable adapter
0201-12226	22G Single-wing	100	5000	Detachable adapter
0201-21226	22G Double-wing, Safe type	100	2000	Non-detachable adapter with safety lock protection



REF	Spec.	Qty/Pk	Qty/Cs	
0202-120G	20G, Pen type	100	2000	Yellow
0202-121G	21G, Pen type	100	2000	Green
0202-122G	22G, Pen type	100	2000	Black
0202-123G	23G, Pen type	100	2000	Blue

Blood Collection Accessories



0203-101

0203-102



0205-102



0205-101

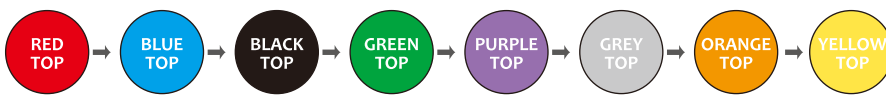


0204-101

REF	Spec.	Qty/Pk	Qty/Cs	
0203-101		100	2000	Needle holder
0203-102		100	2000	Needle holder
0204-101	General purpose	1	600	Tourniquets
0205-101	For adult	20	1000	Bleeding timer
0205-102	For child	20	1000	Bleeding timer

Correct Method of Vacuum Blood Tube

1. Blood collection sequence and attentions

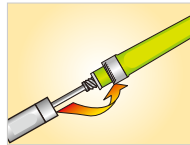


Attentions:

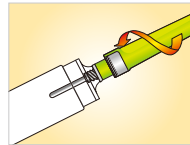
- I. It's critical to fix the needle holder and needle wing of the scalp vein set.
- II. Do not use the tourniquet more than 1 minute.
- III. Immediately mix the blood and additive inside the tube after blood collection.
- IV. Collect blood as left sequence.

2. How to use KANGJIAN vacuum tube

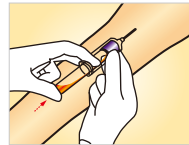
Pen-type blood collection needle



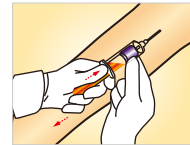
① Choose the right specification pen-type needle and take off the white cover of the needle.



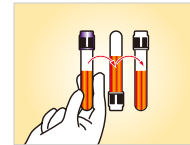
② Screw the needle into the needle holder.



③ Take off the color cover of the needle and choose the human proper vein to puncture. Insert the vacuum tube into the holder and press to puncture the tube stopper.

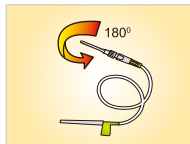


④ After the vacuum in the tube used up, blood will stop flowing into the tube. Take out the tube from the holder.

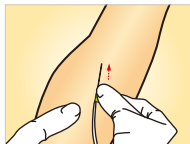


⑤ Right after the tube taken out, turn it upside down 5-6 times to mix the blood and additive inside completely. Intense turning is strictly prohibited.

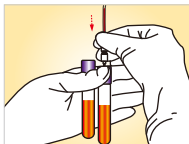
Blood collection needle with scalp vein set



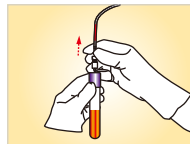
① Screw tight the connection between needle and the soft pipe to prevent leakage of vacuum or blood during the blood collection.



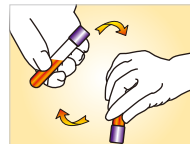
② Choose the human proper vein to puncture and blood flow could be seen.



③ Insert another side of the needle into the tube stopper.



④ When 0.5ml short of the rated blood volume in the final tube, take out the needle from the vein. Take off the needle from tube after blood in the soft pipe all flows into the tube.



⑤ Right after the needle taken out, turn the tube upside down 5-6 times to mix the blood and additive inside completely. Intense turning is strictly prohibited.

3. Step of correctly preparing high quality serum with Gel/Clot activator tube

8 TIMES

Turn upside down 8 times



30 MINUTES

Waiting 30min for blood clotting



10-15 MINUTES

Adjust the centrifuge RCF on 1100~1300g and run 10-15 min till the serum and blood clot thoroughly separated.

Non-Vacuum Blood Collection Tube

- ★ Made of medical grade PP material.
- ★ Siliconization treatment on the inner surface, no blood adhesion after collection.
- ★ High quality gel makes the serum separation complete with no fibrin adhering to the inner surface of the tube.
- ★ There uniformly sprays the quantitative coagulant/anticoagulant, which will mix smoothly and completely with the blood, thus ensures fast coagulation or effective anticoagulation.
- ★ Good compatibility makes the tube match with various kinds of biochemical, immunity and haematology analyzers.
- ★ Labes which can indicate the precise blood collection volume can be customized according to clients requirement.



REF	Original REF.	Tube Specification	Nominal Volume	Additive	Qty/Cs
0302-0212	KJ203	Ø13×75mm	2ml	EDTA,K2	100PCS×20
0302-0522		Ø13×100mm	5ml	EDTA,K2	100PCS×20
0307-0312	KJ204	Ø13×75mm	3ml	Lithium Heparin	100PCS×20
0307-0522		Ø13×100mm	5ml	Lithium Heparin	100PCS×20
0306-0312		Ø13×75mm	3ml	Sodium Heparin	100PCS×20
0306-0522		Ø13×100mm	5ml	Sodium Heparin	100PCS×20
0301-0312	KJ204-1	Ø13×75mm	3ml	Gel & Clot Activator	100PCS×20
0301-0522		Ø13×100mm	5ml	Gel & Clot Activator	100PCS×20
0308-0212	KJ204-2	Ø13×75mm	2ml	Sodium Fluoride+Heparin Sodium	100PCS×20
0308-0522		Ø13×100mm	5ml	Sodium Fluoride+Heparin Sodium	100PCS×20
0314-0212		Ø13×75mm	2ml	Sodium Fluoride+EDTA,K2	100PCS×20
0314-0522		Ø13×100mm	5ml	Sodium Fluoride+EDTA,K2	100PCS×20
0304-0312	KJ204-4	Ø13×75mm	3ml	No Additive	100PCS×20
0304-0522		Ø13×100mm	5ml	No Additive	100PCS×20

- ★ KANGJIAN now lauch the new type non-vacuum tube.
- ★ With the excellent design for the stopper and tube structure, it is convenient for inserting or removing the stopper.
- ★ Perfect match between the stopper and the tube ensures no leakage.
- ★ Easy and convenient for one-hand operation during the experiment.



Micro Blood Collection Tube

▲ 041 type micro blood collection tube has humanized design and snap sealed safety cap, the tube can effectively prevent blood leakage. Owing to its multi-dentation and double orientation structure, it's convenient for safe transportation and simple operation, free of blood spatter.

- ▲ The color coding of safety cap is consistent with International Standard, Easy for identification.
- ▲ Salient design for the edge of the tube mouth is easy for users shoveling blood into the tube. Simple, fast and intuitionistic, the blood volume can be easily read with clear graduation line.
- ▲ Special treatment inside the tube, it's smooth on the surface with no blood adhesion.
- ▲ KANGJIAN can customize barcode, and sterilize the tube with gamma rays as per clients' requirements



REF	Original REF.	Additive	Volume	Qty/Cs	
041-0221		EDTA	0.25 / 0.5 / 1 ml	100PCS×30	
041-0721	KJ001	Lithium Heparin / Sodium Heparin	0.25 / 0.5 / 1 ml	100PCS×30	E.O. or Gamma Radiation / Non-Sterile
041-0421		No Additive	0.25 / 0.5 / 1 ml	100PCS×30	
041-0121		Gel & Clot Activator	0.25 / 0.5 / 1 ml	100PCS×30	
041-0222	KJ001-2	EDTA	0.25 / 0.5 / 1 ml	100PCS×30	V-bottom

▲ This type is a newly designed micro blood collection tube of 041 type. With higher automation degree in the laboratories, informatization is also promoted, barcode scanning, specimen tested on machine, Test result storage are all common items in laboratory. This newly designed micro blood collection tube can be applied for blood analyzer directly, It has advantage on function and structure which can meet the test requirement furthest.

- ▲ Smooth and round design on tube mouth, which can be used to collection tip blood sample smoothly.
- ▲ Barcode management, Enough space left to observe blood collection volume after barcode pasted. It can be connected to the informationalized data system easily.
- ▲ V bottom for easier collection and absorbing of blood sample.
- ▲ lengthened Tube body is customized for automatic inspection of blood analyzer,It can be put in test tube rack, easily for specimen management in labs.
- ▲ It can be adapted to: All manual loading analyzer, Including: Mindary 5100,5300,5800,6800. NIHON KOHDEN 7222, 8222 analyzer, SYSMEX XS500i, XS800i, 1800, 2100. It can be loaded directly in:XS1000i, 900i, XNB2, XNB4 model of SYSMEX analyzer.
- ▲ Applicable for many automatic CRP machines.




◎ Cross-shaped incision, convenient for puncture and liquid drawing by the automatic analyzer.



◎ Soft rubber cap with cross-shaped incision for automatic puncture and liquid drawing.



◎ Smooth and round mouth design.



◎ V bottom design.



◎ Barcode information management.



REF	Original REF.	Additive	Volume	Qty/Cs	
041-0243		EDTA	0.25-0.5ml	100PCS×30	
041-0743	KJ001-1	Lithium Heparin	0.25-0.5ml	100PCS×30	E.O. or Gamma Radiation / Non-Sterile
041-0244		EDTA	0.25-0.5ml	100PCS×30	
041-0744	KJ001-1	Lithium Heparin	0.25-0.5ml	100PCS×30	E.O. or Gamma Radiation / Non-Sterile



▲ 042 type is designed under scientific concept, the sealed butyl rubber stopper is designed with central cross incision on top for easy inserting of the capillary. After blood collection, the cross incision automatically seal up when the capillary is pulling out, which effectively prevent blood leaking to guarantee safe and reliable transportation.

- ▲ With special surface treatment both inside the capillary and micro storage tube, blood samples will automatically flow into bottom of the storage tube through the capillary without any blood adhesion or harm to the blood corpuscle. The additive is uniformly sprayed on surface both inside the capillary and storage tube, which is quite easy for blood anticoagulation, while avoiding tiny clotting. In this way, accurate testing result is guaranteed.
- ▲ The cross incision is applicable to the sampling needle of all analyzers. Easy insert and automatic sampling requiring no cap opening operation during the whole testing process, safe and efficient.



Micro Blood Collection Tube

○ Funnel for Micro blood collection tube of 042 type

It's mainly used to be assorted to the KJ002 micro blood collection tube to transfer blood specimen, It's used for collection of peripheral blood capillary blood, And it allows samples to be transferred to the second tube, while using the funnel it's no need to open the rubber cover of the micro tube, And after removing the funnel the tube will be sealed again or you can send it to be analyzed by the automatic analyzer.



REF	Original REF.	Additive	Volume	Qty/Cs	
042-0221	KJ002	EDTA	0.25 / 0.5 / 1 ml	100PCS×30	E.O. or Gamma Radiation / Non-Sterile
042-0721		Lithium Heparin / Sodium Heparin	0.25 / 0.5 / 1 ml	100PCS×30	
042-0421		No Additive	0.25 / 0.5 / 1 ml	100PCS×30	
042-0121		Gel & Clot Activator	0.25 / 0.5 / 1 ml	100PCS×30	
046-0001	KJ205-2			Customized	Funnel for Micro blood collection tube E.O. or Gamma Radiation

○ 043 type has the unique shovel-like design of the tube, easy for peripheral blood flowing into the tube rapidly, safe and convenient. Conical end is more compatible for collecting micro blood specimen. Silicone treated on the inner face, Minutely uniform spraying makes the blood completely contact with the imported high-quality anticoagulant, which will achieve thorough anticoagulation without any worry about the tiny coagulation, thus guarantee the accuracy and reliability of the testing result.



REF	Original REF.	Additive	Volume	Qty/Cs	
043-0211	KJ003	EDTA	0.25 / 0.5 ml	1000PCS×10	Lengthened tube, deepened V-shaped bottom, which facilitates micro blood collection. Customized bar code label available.
043-0212	KJ003-1	EDTA	0.25 / 0.5 ml	1000PCS×10	

Lancet

REF	Original REF.	Specification	Qty/Cs	
045-0001	KJ205	23G / 26G / 28G	100PCS×200	Disposable Blood Lancet
045-0002	KJ205-1	26G	100PCS×200	Pressure Activated Safety Lancet



Safety Containers

- Made by PP material, No PVC included, it can reduce the contamination of environment when disposal injury wastes by high temperature.
- Made by hard material, Sealed and anti-piercing. Safe, convenient, leakage proof, easy for disposal by high temperature. Once sealed, open by mistake is impossible without damage on it.
- Convenient for safe disposal of disposable venous blood collection needle, also can be used for collecting syringes, infusion sets, blades and structure needles etc.
- Color to be Yellow (Red can be customized), Warning marks shown on the side of the container.



REF	Original REF.	MAT	Volume	Qty/Cs	i
05-0111	KJ825	PP	1L	200	Safety Container, Cylinder
05-0211	KJ825-1	PP	2L	200	
05-0311	KJ826	PP	3L	100	
05-0511	KJ826-1	PP	5L	80	Safety Container, Square
05-0321	KJ827-1	PP	3L	60	
05-0521	KJ827-2	PP	5L	40	
05-0721	KJ827-3	PP	7L	30	
05-1321	KJ827-4	PP	13L	20	



Cryogenic Storage Box for Vacuum Tubes

Overview

- To meet the demand of lab safety and ISO 15189 standard, We now launch the cryogenic storage box for vacuum tubes after analyzed, It makes the work for blood specimen aftertreatment faster, easier, and safer. It's the ideal choice for laboratory safety and quality control.
- According to different sealing method, it can be divided into three types: Silicagel pad, Sticky foam pad and no pad with the tube cap on.
- For different clinical department, Testing items and date, We prepared 6 different colors for each of the three kinds of box: Red, Orange, Yellow, Green, Blue and Purple.
- According to the tube size, each of the three types can match with tubes of two specifications: 13×75mm and 13×100mm.
- To avoid any inconvenience caused by unnormal label (like multi-layer label, turnup label or corrugated label) or non-standard bigger diameter tube, KANGJIAN also launch the storage box with special structure.



Features

- ① Press down the cover slightly, the box will automatically lock and seal, one light press on the buckle can easily open it.
- ② Detachable design allows it to be used as a test tube rack.
- ③ Moulded code no of 1-100, convenient for locating the samples.
- ④ Multi-color label, Easy to write related information and put on the box.
- ⑤ Hidden handle design, brief and delicate.
- ⑥ Particular locating slot design makes boxes stack available without moving or sliding.
- ⑦ Convenient to put or take out tubes with unnormal label (like multi-layer label, turnup label or corrugated label, or tubes with big diameter less than 14mm).
- ⑧ Adapted to store tubes with safety cap on.



Types

Silicagel Pad :

- Adapted to store vacuum blood collection tubes after cap removed.
- The silicagel pad is made by superior raw material to keep its physical and chemical property stable. Flexible and no deformation, combines tight with tubes while closing the cover.
- Ensure the flat surface of the pad outward, or else it would affect the sealing.

Sticky Foam :

- Adapted to store vacuum blood collection tubes after cap removed.
- Features: Easy and convenient for disposal without blood pollution.
- Strong adhesion can tightly seal the blood collection tubes after closing the cover. Twice stickup is available after tube being removed from the pad.



REF	Original REF.	Dimension	Tube Spec.	Box Colour	
06-2001	KJ834	200×180×95mm	Ø13×100mm	6 Optional Colors [Red][Orange][Yellow][Green][Blue][Purple]	For tubes without cap, With: Silicagel pad, Sticky foam pad, Colour card
06-1001	KJ834-1	200×180×85mm	Ø13×75mm		For tubes without cap, With: Silicagel pad, Sticky foam pad, Colour card
06-1101	KJ834-2	200×180×85mm	Ø13×75mm		For tubes with cap, With: Silicagel pad, Sticky foam pad, Colour card

